



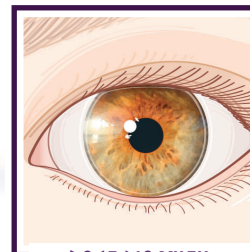
Je suis illustratrice spécialisée dans le domaine médical depuis 1997, année de l'obtention de mon Diplôme Supérieur d'Arts Appliqués en Illustration (École Estienne et Faculté de Médecine du CHU Pitié Salpêtrière).

Mon travail consiste à créer des images didactiques à partir de documents (croquis, photos, textes...) souvent complexes, dans les thèmes médicaux tels que l'anatomie, la chirurgie, les pathologies, la biologie cellulaire. Je dois avant tout bien comprendre et analyser la demande du client pour ensuite la traduire et la synthétiser sous une forme graphique juste et attrayante.

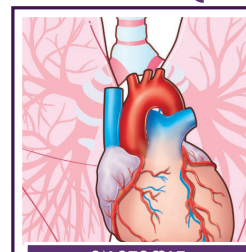
J'exerce en profession libérale et crée des illustrations pour des éditeurs, des médecins, des agences de communication santé et des laboratoires pharmaceutiques.

<http://carole-fumat-illustrations.fr>

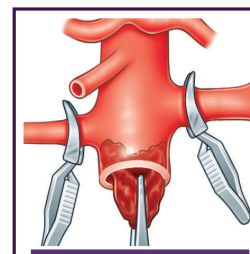
ILLUSTRATION MÉDICALE & SCIENTIFIQUE



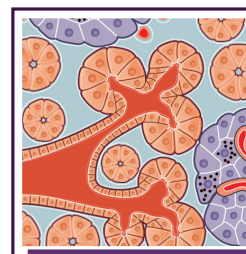
PAGE D'ACCUEIL




ANATOMIE



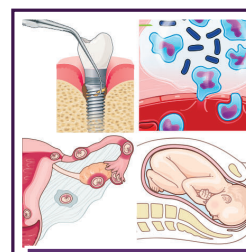
CHIRURGIE



MICROSCOPIE

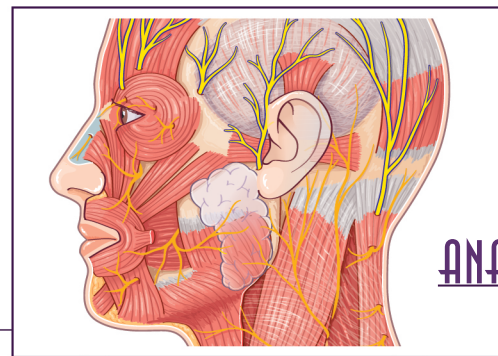
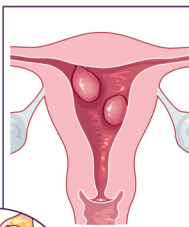
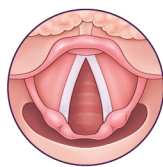
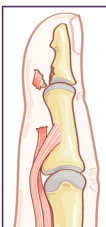
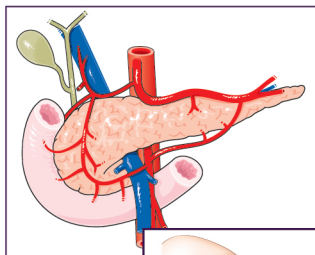
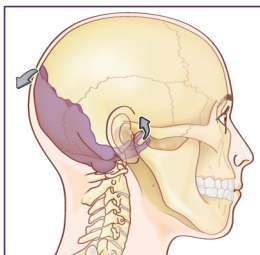
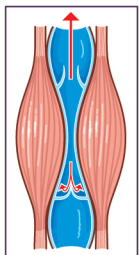


PERSONNAGES



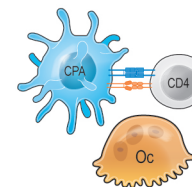
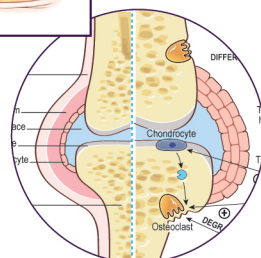
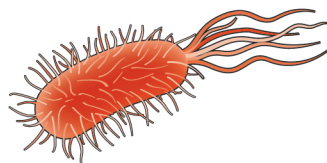
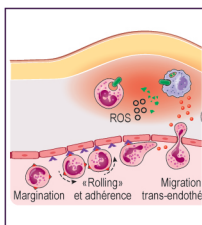
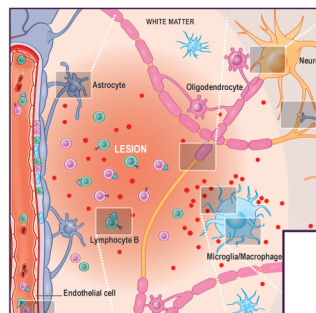
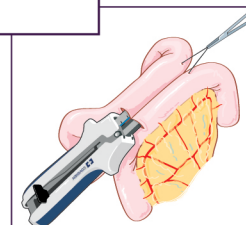
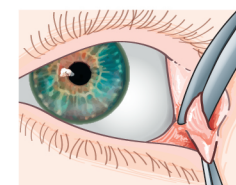
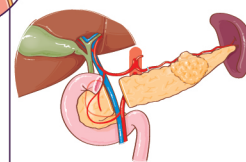
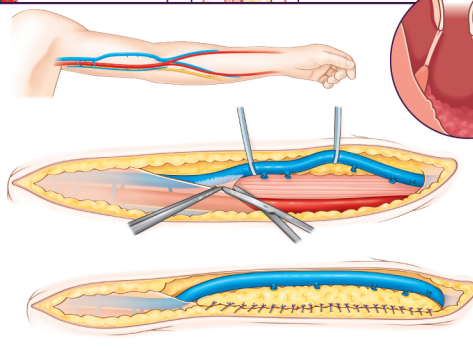
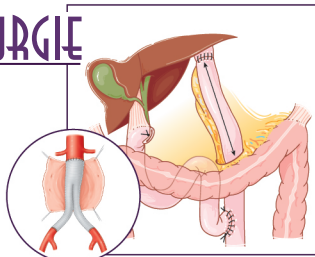
DIVERS

CAROLE FUMAT
06.03.11.08.27
c.fumat@wanadoo.fr

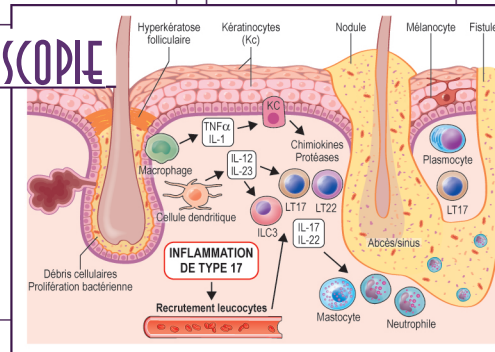


ANATOMIE

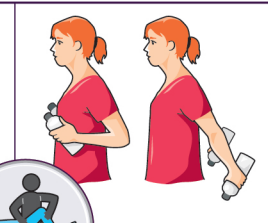
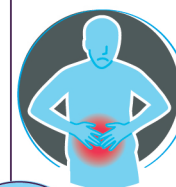
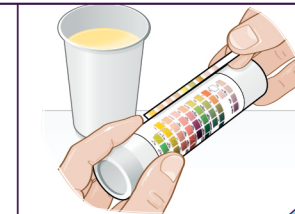
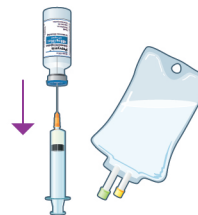
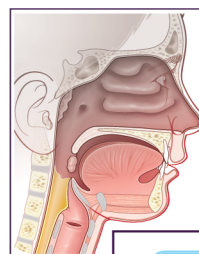
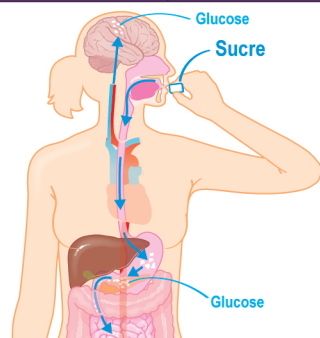
CHIRURGIE



MICROSCOPE



DIVERS



PERSONNAGES

